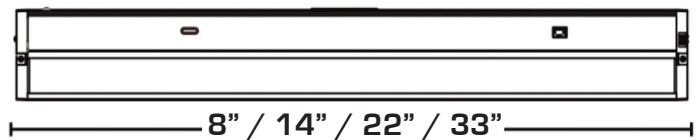
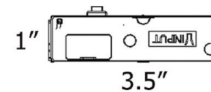


# mhtlighting

illuminating PoE technology



## DIMENSIONS



## MHTi-UC-SC




### LED UNDER CABINET Series

The inspeXtor Platform is a PoE Lighting Management System providing Building Automation and Data Collection PoE Systems are Safe and Efficient Low Voltage Platform

## FEATURES

- LED Surface Mounted Under Cabinet LED Fixture With Nonintegrated Node Driver

## GENERAL INFORMATION

Applications	Bathrooms / Corridors / Other interior applications
Warranty	5-Year Warranty
Construction	Die-formed Steel Construction. Designed For Under Cabinet Installations. <b>Lens:</b> White Polycarbonate
Certifications	  

## PRODUCT DATA

Electrical	Non-Integrated PoE Low Voltage Driver Node, Sensor and Emergency Battery Backup
Mounting	Surface mounted
Lumens	350 - 1,350 Lumens
Max Input Power	4W to 15W
CRI	> 90
CCT	3000K/3500K/4000K/5000K
L70 Lifetime	> 50,000 Hours
Rated Lifespan	> 50,000 Hours
Dimensions	8-4E - 8" x 3.5" x 1" 14-8E - 14" x 3.5" x 1" 22-10E - 22" x 3.5" x 1" 33-15E - 33" x 3.5" x 1"

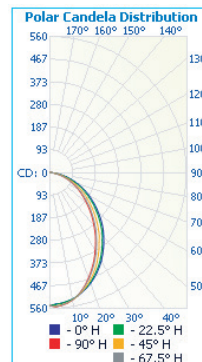
## ORDERING INFO: Sample Code - MHTi-UC-SC-8-4E-3K

Series	Size & Wattage	Color Temperatures	Options
MHTi-UC-SC			
MHTi-UC-SC	8-4E - 8" 4W 14-8E - 14" 8W 22-10E - 22" 10W 33-15E - 33" 15W	3K - 3000K 35K - 3500K 4K - 4000K 5K - 5000K	(Blank) - Standard in White EM - Emergency Battery Backup

## PHOTOMETRICS

### MHTi-UC-SC-33-15E

Luminaire Output: 1,321 lumens, 15 Watts



Center Beam fc	Beam Width	
	Vertical	Horizontal
1.5ft	243 fc	3.3 ft 2.5 ft
3.0ft	60.7 fc	6.6 ft 5.1 ft
4.5ft	27.0 fc	9.9 ft 7.6 ft
6.0ft	15.2 fc	13.2 ft 10.2 ft
7.5ft	9.71 fc	16.5 ft 12.7 ft
9.0ft	6.74 fc	19.8 ft 15.2 ft

■ Vert. Spread: 95.5°  
 ■ Horiz. Spread: 80.5°

## FIXTURE PERFORMANCE

Model	Max Wattage	LUMEN
MHTi-UC-SC-8-4E-3K	4W	350
MHTi-UC-SC-14-8E-3K	8W	750
MHTi-UC-SC-22-10E-3K	10W	900
MHTi-UC-SC-33-15E-3K	15W	1,350