





MHTL-CUBE-DW

LED LINEAR RECESSED DRYWALL SERIES

FEATURES

- Full Even Illumination Across Diffuser - No Light Leak
- Designed for Recessed Drywall Ceiling
- Removable Lens to Access LED PCB and Driver
- 1/2" Knock-out Hole on Top for Incoming Power Source
- 5/16" Threaded Holes on Top for Additional Cable Support
- Optional Emergency Battery Backup
- Optional Motion Sensor

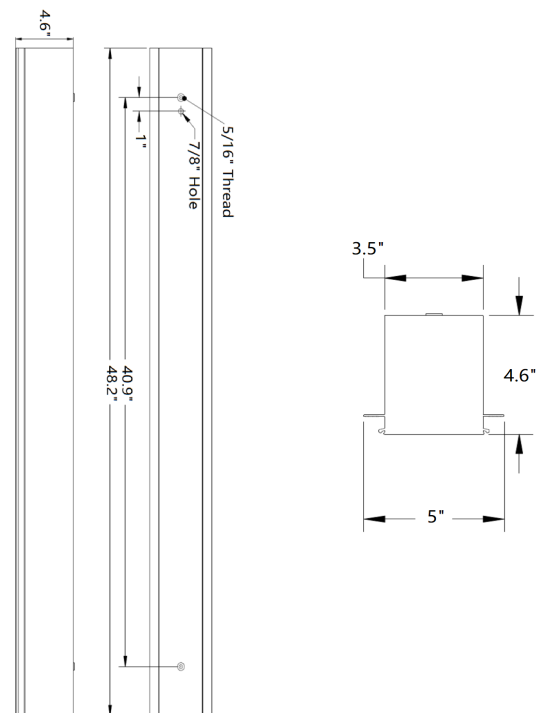
GENERAL INFORMATION

Applications	Corporate Campus / Data Center / Education / Healthcare / Retail
Warranty	10-Year Warranty
Construction	Matte White Extruded Aluminum Housing Advanced Optical Film to Optimize Efficiency Frosted PC Diffuser to Reduce Glare
Certifications	 

PRODUCT DATA

Universal Input Voltage	120-277V
Optional Input Voltage	N/A
Power Factor	> 0.95 @ 277V
Mounting	Recessed Drywall
Lumens	Up to 1,000/ft
Max Input Power	Remove this line
CRI	> 83
CCT	3500-5000
L70	> 100,000 Hours
Rated Lifespan	> 150,000 Hours
THD	< 10% @ 277V

DIMENSIONS



FIXTURE PERFORMANCE

Model	Size/CCT/CRI	Direct Light (lm/ft)	Dimensions
MHTL-CUBE-DW-4FT	4FT/3500K/83	600/700/800/1000	48.2" x 5" x 4.6"
MHTL-CUBE-DW-6FT	6FT/3500K/83	600/700/800/1000	72.2" x 5" x 4.6"
MHTL-CUBE-DW-8FT	8FT/3500K/83	600/700/800/1000	96.2" x 5" x 4.6"

ORDERING INFO: Sample Code - MHTL-CUBE-DW

Series	Size	Direct Light	Color Temperature	Options
MHTL-CUBE-DW				
MHTL-CUBE-DW	4FT 6FT 8FT Custom Size	600 lm/ft 700 lm/ft 800 lm/ft 1000 lm/ft	3K=3000K 35K=3500K 4K=4000K 5K=5000K AT=2700K to 5700K	EB=Emergency Battery Backup OS=Motion Sensor