

INDUCTION TUNNEL

MHT-TL-XC SERIES

Project _____

Part Number _____

Quantity _____



FEATURES

- >100,000 Hours Rated Lifespan (IESNA)
- 10-year or 60,000 Hours Warranty
- Heavy Duty Welded Aluminum Housing
- Flat Clear Tempered Glass Lens
- Aluminum Mirror Reflector
- Gas-tight Silicon Seal for Wet Locations - IP 65
- Standard Surface Mount with Adjustable "L" Brackets
- Optional Adjustable "U" Brackets or Pendant Mount
- Ambient Temperature -20 to 120 °F (Optional -40 to 120 °F for Freezer)

APPLICATIONS

- Tunnels
- Overpasses
- Area/Safety Lighting
- Food Storage
- Agricultural



LAMP/BALLAST

- 120 - 277V Universal Input Voltage
- 0-10V Dimming Ballast - Minimum 40%
- Power Factor > 0.95, THD < 10%
- Instant-On, Flicker Free, Minimum Light Loss
- Color Temperature 3000K/4000K/5000K
- CRI > 85 - Excellent Color Rendition

Model	Rated Wattage	Input Wattage	Replaces	Lamp Lm/W	Lamp Lumen	Dimensions	Lens
MHT-TL-XC-70E	70W	74W	MH - 100W HPS - 100W	80-82	5,600	19" x 15"	Glass
MHT-TL-XC-80E	80W	84W	MH - 150W HPS - 150W	80-82	6,400	19" x 15"	
MHT-TL-XC-100E	100W	105W	MH - 200W HPS - 200W	82-85	8,400	19" x 15"	
MHT-TL-XC-150E	150W	158W	MH - 250W HPS - 310W	82-85	12,600	22" x 15"	
MHT-TL-XC-200E	200W	210W	MH - 350W HPS - 400W	82-85	16,800	28" x 15"	
MHT-TL-XC-250E	250W	263W	MH - 400W HPS - 400W	88-90	22,250	33" x 15"	
MHT-TL-XC-300E	300W	315W	MH - 450W HPS - 600W	88-90	26,700	38" x 15"	
MHT-TL-XC-400E	400W	420W	MH - 750W HPS - 750W	88-90	36,000	48" x 15"	
MHT-TL-XC-500E	500W	525W	MH - 750W HPS - 1000W	88-90	44,500	48" x 15"	



Manufactured in the USA

Toll Free **888-511-7780** • www.mhtlighting.com



INDUCTION TUNNEL

MHT-TL-XC SERIES

Project: _____

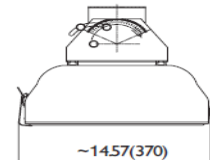
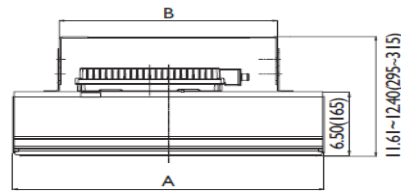
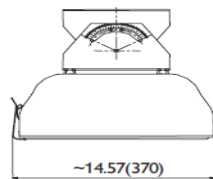
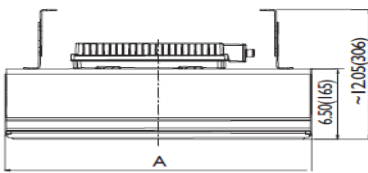
Part Number: _____

Quantity: _____

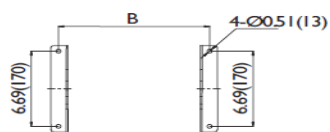
ORDERING CODES

MHT-TL-XC	<u> </u> E	<u> </u>	<u> </u>	<u> </u>	<u> </u>
Wattage:	Color Temp:	Input Voltage:	Mounting:	Option:	
70, 80,	3K=3000K	U=120~277V	LB=L Brackets	DB=0-10V Dimming Ballast (Min. 40%)	
100, 150,	4K=4000K	347=208~347V	UB=U Brackets	UP=Up Lighting (Indoor Only)	
200, 250,	5K=5000K	480=480V	PM=Pendant	FR=Freezer Application	
300, 400,			(1/2" or 3/4")	SPD=Surge Protective Device	
500					

DIMENSIONS



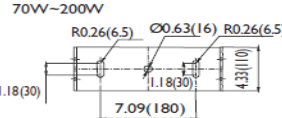
Dimension:



Model No.	A	B
TL -100E	18.50(470)	14.96(380)
TL -150E	21.65(550)	15.75(400)
TL -200E	27.95(710)	19.69(500)
TL -250E	32.87(835)	19.69(500)
TL -300E	37.80(960)	23.62(600)
TL -400E	48.03(1220)	27.56(700)

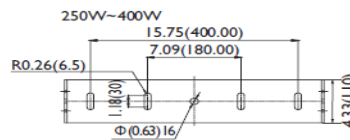
Dimension B is adjustable
TL series (with "L" shape bracket)

Dimension:



Model No.	A	B
TL -100E	18.50(470)	12.60(320)
TL -150E	21.65(550)	12.60(320)
TL -200E	27.95(710)	16.54(420)
TL -250E	32.87(835)	19.69(500)
TL -300E	37.80(960)	19.69(500)
TL -400E	48.03(1220)	19.69(500)

TL series (with "U" shape bracket)



- Standard 2ft Cord from Electronic Ballast, on the Top Side of the Fixture.
- "U" Bracket Mounting Bolt Patterns: 15 3/4" and 7 3/32"; Hole Size: 5/8"

- MHT Products are UL Listed and Assembled in ISO9000/1 Certified US Facility
- Every Product is Quality Tested and Inspected Prior to Shipment
- MHT Lighting Offers a 10-year or 60,000 Hours Warranty (See Warranty Terms and Conditions)
- Proudly Manufactured in the USA
- For Product IES Files Please Contact Your Local Rep

MHT Plant Operations

1961 Richmond Terrace
Staten Island, New York 10302
Tel: (718) 524-4370
Fax: (718) 524-4390

West Coast Operations

2285 Michael Faraday Dr. Suite 10
San Diego, California 92154
Tel: (619) 661-0600

www.mhtlighting.com

888-511-7780

MHT Confidential
Rev Date: December 2017